

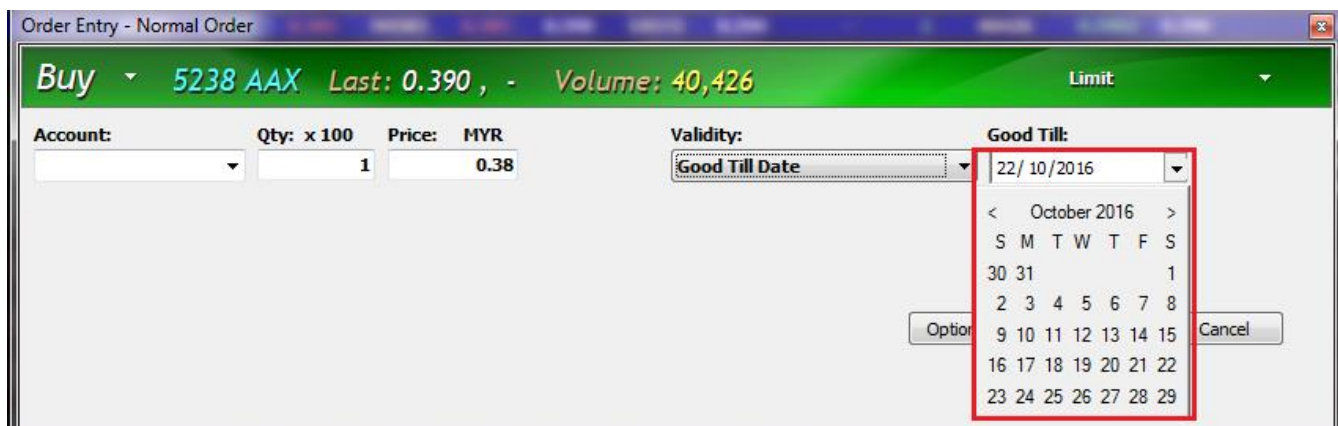
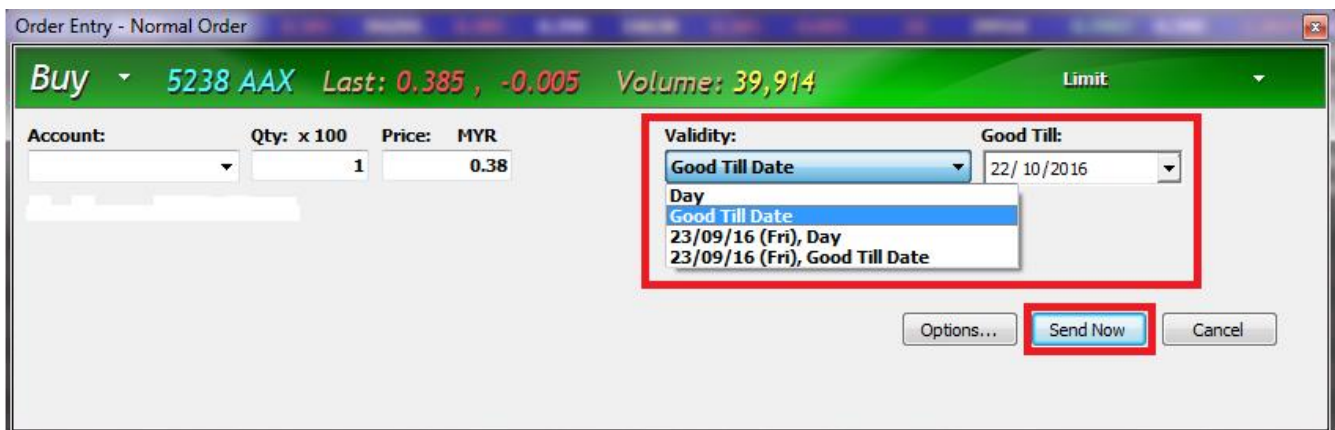
## GTD Orders

### Internet Explorer

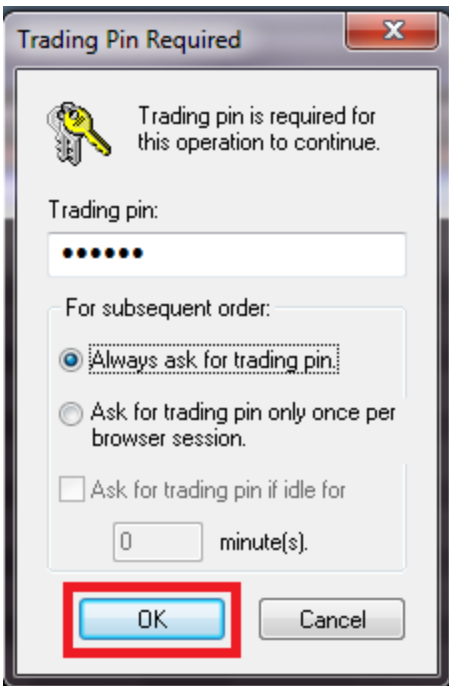
- Under ecTrade, **highlight the counter name**. Eg : AAX
- Click “**Buy**” or “**Sell**”



- The below **Order Entry** will appear.
- Key-in **Quantity**. Eg : 1 x 100 shares = 100 shares
- Key-in **Price**. Eg : RM 0.38
- Select your preferred validity period (up to a maximum of 30 days)



- Click “**SEND NOW**”
- Key-in **Password** (same as per your login password).
- Click “**OK**”.



- The below **Order Confirmation** will appear.
- Click "**Confirm**".



**HLeBroking Mobile Application**

**To place a GTD order**

Tap Buy/Sell to place order >> Select Price >> Indicate Quantity >> Select Validity: GTD >> Select GTD period (up to a maximum of 30 (thirty days)). To proceed with the order, click "Order Preview" >> Enter trading pin >> Tap 'Confirm' on confirmation screen to proceed

\*You are required to select Account No. should you have more than one account.

