



## Mobile Trading User Guide

## System Requirements


Operating System (OS)	Version
Apple IOS	iOS 7 and above
Android	4.0.3 and above

## Getting Started

### 1) Downloading Mobile Trading Application

<b>Apple iOS</b>	<ul style="list-style-type: none"><li>a) Go to “App Store”</li><li>b) Search for “HLeBroking” and install the application</li></ul>
<b>Android</b>	<ul style="list-style-type: none"><li>a) Go to “PlayStore”</li><li>b) Search for “HLeBroking” and install the application</li></ul>

## Page Navigation

To view HLeBroking Mobile Application Menu, please select  at the top left side of your screen.

Dashboard

Customize your Dashboard based on personal preferences (choose from favourites, order status or portfolio).

MY MAXIS 3G 5:20 PM 39%

**Dashboard** 17/05/2016, 5:20:35 PM

**FBM KLCI** **1633.39** +12.18 +0.75%

Close: 1621.21 Open: 1619.48  
High: 1634.41 Low: 1619.48

**Portfolio**

Stock Name	Avg Price	P/L
------------	-----------	-----

Top 30

Top 30 stocks are segregated into Active, Gainers, Losers, Value, etc.

MY MAXIS 3G 5:21 PM 38%

**Top 30** 17/05/2016, 5:21:32 PM

Active | Gainers | Gainers % | Losers

Stock Name Vol	Last Change	Last Vol B%
1. <b>AAX</b> 1.391m	0.410 +0.015	50 63%
2. <b>AAX-WA</b> 1.228m	0.335 +0.040	127 52%
3. <b>VIVOCOM</b> 425,377	0.330 -0.005	541 58%
4. <b>COMPUGT</b> 381,634	0.045 -0.005	18 90%
5. <b>AIRASIA</b> 376,659	2.320 +0.100	10 71%
6. <b>VIVOCOM-WB</b> 325,742	0.180 -	100 53%
7. <b>MTOUCHE</b> 277,139	0.135 -0.005	100 85%



To add folder, tap **+** and key in favourite folder's name.

To add favourite stocks into favourite folder, tap enter stock name/code to search, select stock and tap **"Add to Favourites /+FAV"** and select which folder to add stocks in.

\*\*\* One folder is able to store up to 50 stocks. A maximum of 10 folders are allowed to be added into your Favourites.

**Favourites**  
17/05/2016, 5:21:47 PM

**My Favourites 1** +

<b>BUY</b>	<b>AAX</b>	<b>SELL</b>
Last : 0.410	Chg : +0.015	Vol : 1.391m
<b>BUY</b>	<b>AIRASIA</b>	<b>SELL</b>
Last : 2.320	Chg : +0.100	Vol : 376,659
<b>BUY</b>	<b>EAH</b>	<b>SELL</b>
Last : 0.095	Chg : -	Vol : 6,553
<b>BUY</b>	<b>GAMUDA</b>	<b>SELL</b>
Last : 4.720	Chg : -0.020	Vol : 16,421
<b>BUY</b>	<b>GAMUDA-WE</b>	<b>SELL</b>
Last : 0.985	Chg : +0.005	Vol : 15,825
<b>BUY</b>	<b>VIVOCOM</b>	<b>SELL</b>
Last : 0.330	Chg : -0.005	Vol : 425,377
<b>BUY</b>	<b>YTL</b>	<b>SELL</b>
Last : 1.600	Chg : -	Vol : 53,398



Markets are segregated by **"Whole Market"**, **"Main Market"** and **"Ace Market"**. Tap on each market to view stocks segregated into different categories.

**Market**  
17/05/2016, 5:21:55 PM

**FBM KLCI** +12.18 **1633.39**

**Whole Market** >

Vol : 1.704b Val : 1.721b

Trans	146,879	B%	43%
M-Cap	1.644t	Total	1,711

▲ 479 ▼ 341 = 335 ⇄ 543 X 13

**Main Market** >

Vol : 1.190b Val : 1.624b

Trans	131,474	B%	41%
M-Cap	1.625t	Total	1,033

▲ 350 ▼ 242 = 250 ⇄ 182 X 9

**Ace Market** >

Vol : 381.937m Val : 78.021m

Trans	11,877	B%	33%
M-Cap	11.206b	Total	168

▲ 60 ▼ 33 = 45 ⇄ 26 X 4



Indices

Indices consist of indices listing, information and intraday chart (tilt phone horizontally to view 1m/3m/6m/12m chart). Tap on the respective indices to view more details.

MY MAXIS 3G 5:22 PM 38%

**Indices**

17/05/2016, 5:22:05 PM

Index	Last	Change (%)
FBM KLCI	1633.39	+12.18 (+0.75%)
FTSE4Good	888.57	+7.09 (+0.80%)
FBM Top 100	11103.92	+63.75 (+0.58%)
FBM Mid 70	12836.76	+5.73 (+0.04%)
FBM Small Cap	15418.89	+94.09 (+0.61%)
FBM EMAS	11415.92	+65.80 (+0.58%)
FBM Fledgling	15959.10	+81.96 (+0.52%)
FTSE ASEAN 40	8807.27 8806.45	+80.96 (+0.93%)
FBM Shariah	11906.81	+57.80 (+0.49%)
FBM Hijrah Shariah	13291.92	+63.82 (+0.48%)
FBM Palm Oil	16216.00	+65.31 (+0.40%)
FBM Asian Palm	17471.86	+189.35 (+1.10%)



Stock

To search for a particular stock, key in the stock name/code and tap "Enter" to view single stock details.


\*\*\* Alternatively, you may select the stock and tap "Add to Favourites" to add your preferred stock into your favourite folder.

MY MAXIS 3G 5:22 PM 38%

hlb

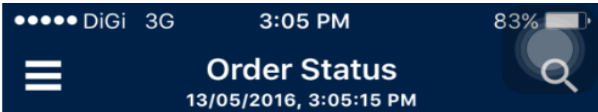
5819 **HLBANK**

**Add to Favourites**



Order Status

To view order summary.




All			Confirmed	Matched
↑ ↓ Stock Name Stock Code	Entry Price Qty ↑ ↓ Order Status	↑ ↓ Last Updates		
<b>S</b> SYSTECH 0050	0.250 100 Confirmed	11:42:30 AM >		



Portfolio

Displays Portfolio Summary for all accounts.



↑ ↓ Stock Name	Avg Price Last	Qty	U. P/L \$ U. P/L %
EAH	0.120 0.095		

Acc. Summary

View your available cash balance, purchase contract(s), sales contract(s), etc via account summary.

**Account Summary**  
17/05/2016, 5:24:02 PM

Outstanding Position	MYR
+ Purchase Contracts	0.00
+ Overdue Purchase Contracts	0.00
+ Sale Contracts	0.00
Contra Gain	0.00
Contra Loss	0.00
Other Charges	0.00
<b>Cash</b>	
Available Balance	0.00
<b>Share Collateral</b>	
Value of Shares	0.00
<b>Trading Limits</b>	
Opening Trading Limit	0.00

News

Updated with the latest announcement/news function as per Bursa Malaysia's website.

**News**  
17/05/2016, 5:24:13 PM

Bursa Malaysia

- BTM - INCORPORATION OF NEW SU...** >

17 May 2016 5:23PM
- SOP - TRANSACTIONS (CHAPTER 1...** >

17 May 2016 5:23PM
- P&O - 47,000 shares purchased into...** >


17 May 2016 5:23PM
- PRESBHD - DEALINGS IN LISTED SE...** >

17 May 2016 5:22PM
- PENTA - General Meetings: Notice o...** >

17 May 2016 5:22PM
- PRESBHD - MOHAMED YUNUS RAM...** >

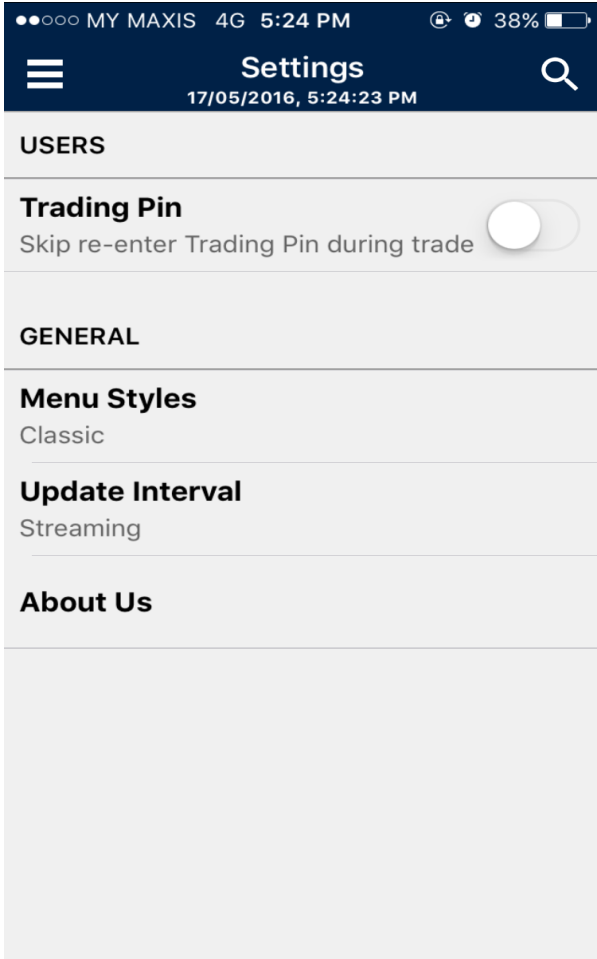
17 May 2016 5:21PM
- HLBANK - EMPLOYEES PROVIDENT...** >

17 May 2016 5:19PM
- BJAUTO - EMPLOYEES PROVIDENT...** >



Settings

To customize your settings based on your personal preferences, tap on Settings.





## Start Trading

### To place an order

Tap Buy/Sell to place order >> Select Price >> Indicate Quantity >> To proceed with the order, click "Order Preview" >> Enter trading pin >> Tap 'Confirm' on confirmation screen to proceed

\*You are required to select Account No. should you have more than one account.

### To check order status

Go to Order Status

Stock Name Stock Code	Entry Price Qty Order Status	Last Updates
SYSTECH 0050	0.250 100 Confirmed	11:42:30 AM

## To Cancel/Reduce Order

### Cancel Order

Go to Order Status >> Select order in order summary >> Click Cancel Order

The screenshots illustrate the steps to cancel an order:

- Access the **Order Status** screen for order **0050 - SYSTECH**. The order is confirmed. The **Cancel Order** button is highlighted.
- A **Trading Pin** dialog box appears, requiring a pin for the operation to continue.
- An **Order Cancellation** dialog box appears, asking "Confirm to Cancel?". The **YES** button is highlighted.
- The **Cancel Order** button is highlighted again on the main screen.

### Reduce Order

Go to Order status >> Select order in order summary >> Click Reduce Order

The screenshots illustrate the steps to reduce an order:

- Access the **Order Status** screen for order **0050 - SYSTECH**. The order is confirmed. The **Reduce Order** button is highlighted.
- An **Amend Order** dialog box appears. The **Amended To** field is highlighted with the value **5**.
- A **Trading Pin** dialog box appears, requiring a pin for the operation to continue.
- The **Reduce Order** button is highlighted again on the main screen.